Prein&Newhof
Engineers ▪ Surveyors ▪ Environmental ▪ Laboratory

Addendum No. 3

Owner:	City of Muskegon
Project Title:	Westwood Sanitary Sewer Replacement, Contract No. 2
Project #:	2180552 Date of Addendum: June 18, 2019

Notice to Prospective Bidders

In accordance with Article 1 of the General Conditions, this Addendum is hereby issued as part of the Contract Documents.

Bid Date:

The bid date has been revised. Sealed bids will be received by the City of Muskegon of 933 Terrace Street, Muskegon, Michigan until:

2:00 P.M. (local time) on Monday, July 1, 2019

Bid Proposal

1. When acknowledging Addenda, acknowledge the addenda issued by the City of Muskegon.
2. Bid proposal has been revised and is enclosed.

Project Specifications:

1. The SRF/DWRF standard American Steel and Iron contract language has been added to the contract and is enclosed with this Addendum.

2. Clarification of **Section I. 20**:
   The Owner and Engineer will provide compaction testing and HMA testing for this project. The Contractor shall provide concrete testing in accordance with the minimum frequency of Quality Control testing in accordance with the MDOT 2012 Standard Specifications for Construction, and the Manual for Michigan Test Methods. Prior to placement of concrete the Contractor must provide a concrete testing plan for review by the Engineer.

3. Add **Section II. 13. Tree, Rem. __Inch to __ Inch** as follows:
   "Tree removal shall be in conformance with Section 2: Specifications for Excavating, Trenching, & Backfilling for Utilities except that tree cutting shall be limited to the time period between October 1, 2019 and March 31, 2020 in order to protect the potential habitats of the endangered Indiana bat and the northern long-eared bat."

4. Add to **Section IV.2. Water Service Restoration, Private** the following:
   "The item "Water Service Restoration, Private" shall also include removal and replacement of fencing as necessary to complete the work."

5. Add to **Section IV.3. Sanitary Lateral Restoration, Private** the following:
   "The item "Sanitary Lateral Restoration, Private" shall also include removal and replacement of fencing as necessary to complete the work."

6. Add to **Section V. 5. Sanitary Lateral, __ Inch, Private:**
   "Permits must be applied for by the Contractor from Safebuilt for construction of the private property portion of the sanitary sewer lateral. Permit fees shall be included in the per foot cost of the private portion of the lateral. Contractor shall provide 24 hour notice to Safebuilt prior to inspection, fees for cancelled inspections or missing inspection appointments shall be paid by the Contractor. The Contractor shall schedule and coordinate all inspections."

7. Add to **Section VI. 6.H.** the following:
   "Permits must be applied for by the Contractor from Safebuilt for construction of the private property portion of water services. Permit fees shall be included in the per foot cost of the private portion of the service. Contractor shall provide 24 hour notice to Safebuilt prior to inspection, fees for cancelled inspections or missing inspection appointments shall be paid by the Contractor. The Contractor shall schedule and coordinate all inspections. Work up to the meter or 18 inches into the residence can be completed without a licensed plumber. Any necessary work beyond 18 inches inside the residence will be completed by the City. Electrical systems that are grounded to the water service must be reviewed by the Owner and Engineer prior to water service replacement. Any revisions to grounding that are necessary due to service replacement will be completed by the City."

Drawings:

1. Sheet 6 of 10 has been revised to correct proposed manhole inverts on M.H. #SN1. Drawing sheet has been reissued.

Enclosures:

- Minutes of Mandatory Pre-bid Meeting 6/13/2019
- Revised Itemized Bid Proposal
- SRF/DWRF Standard Contract Language for American Steel and Iron requirements
- Revised Sheet 6

Matthew R. Hulst, P.E.

City of Muskegon
SRF/DWRF Projects
Mandatory Pre-Bid Meeting
Meeting Minutes for General Items

Date: June 13, 2019, 9:00 A.M.

Meeting Location: City of Muskegon DPW Building
Project Name: City of Muskegon SRF/DWRF Projects
SRF No.: 5675-01
DWRF No.: 7449-01

GENERAL ITEMS:

1. Introductions – Leo Evans, Public Works Director, City of Muskegon

   Package #001 Spring Street Sewer Reroute and Bourdon Street Alley Sewer
   City of Muskegon Project No. 91850 & 91851
   Engineer – ENG. Representative: Erik Morris, P.E.

   Package #002 9th Street Area Sanitary Sewer Improvements & Getty Street Force Main Replacement
   City of Muskegon Project No. 91852 & 91853
   Engineer – Fleis & VandenBrink, Inc. Representative: Don DeVries, P.E.

   Package #003 Beidler Sanitary Sewer Replacement
   City of Muskegon Project No. 91854
   Engineer – Prein&Newhof Representative: Matt Hulst, P.E., Barbara Marczak, P.E.

   Package #004 Westwood Sanitary Sewer Replacement
   City of Muskegon Project No. 91855
   Engineer – Prein&Newhof Representative: Matt Hulst, P.E., Barbara Marczak, P.E.

   Package #005 Jefferson/Strong Sanitary Sewer Replacement
   City of Muskegon Project No. 91856
   Engineer – Prein&Newhof Representative: Matt Hulst, P.E., Barbara Marczak, P.E.

2. Mandatory Pre-bid meeting – all attendees must sign sign-in sheet. If anyone came on Monday for original meeting and signed in, they will be considered to have attended. Sign-in sheet is attached.

3. SRF/DWRF Program Requirements (Matt Hulst – Prein&Newhof)

   a. Project Financing – All projects are financed through the State of Michigan State Revolving Fund administered through the Department of Environment, Great Lakes, and Energy (EGLE). All projects except package #002 are also financed through the Drinking Water Revolving Fund administered through EGLE. Project numbers are shown on the plan.

   b. DBE Good Faith Efforts – Bidders must meet the requirements of the DBE Good Faith Efforts outlined in the specifications. Good Faith Efforts Worksheet must be included in each bid package with necessary documentation. There is not a specific percentage requirement for participation.

c. American Iron and Steel – American Iron and Steel per H.R. 3547 is required under this project. See Contract language in each Contract.

d. Wages – Davis Bacon/Prevailing Federal Wage Rates are required. Updated wage rates will be added by Addendum 10 days prior to bid if necessary.

e. Schedule –

   i. Bids received 6/27/2019. This will be the earliest date. The City is looking at alternate bid dates for some contracts. This will be revised via addendum.

   ii. Tentative Contract Award by City of Muskegon 7/9/2019

   iii. EGLE Order of Approval 8/9/2019

   iv. Award within 60 days of Order of Approval contingent upon successful sale of bonds.

   v. Completion Dates – Project Specific

4. Questions on General Items.

Q; Is the City of Muskegon's local contractor preference policy applicable to this project?

A: The city's local preference policy is <u>not</u> in place for these projects.

Q: Will wage rates be updated prior to bid?

A: Wage rates will be updated via addendum ten days prior to the bid opening date.

Q: What is the last day for questions?

A: This will be reviewed after the meeting and clarified via addendum.

City of Muskegon
SRF/DWRF Projects
Minutes of Mandatory Pre-Bid Meeting

Date: June 13, 2019, 9:00 A.M.

Meeting Location: City of Muskegon DPW Building
Project Name: City of Muskegon SRF/DWRF Projects
SRF No.: 5675-01
DWRF No.: 7449-01

PROJECT SPECIFIC ITEMS:

1. Project Details

   Package #004 Westwood Sanitary Sewer Replacement
   City of Muskegon Project No. 91855
   Engineer – Prein&Newhof Representative: Matt Hulst, P.E.

   Project is a pilot project to get utilities outside of alleys in to public roads. The project consists of furnishing all material and constructing the following approximate quantities:

   - 2,055 ft. of 8-inch to 12-inch sanitary sewer
   - 1,250 ft. of 10-inch to 15-inch storm sewer
   - 1,635 ft. of 8-inch water main
   - 27 full water service replacements
   - 1,760 ft. of road reconstruction

   Including all necessary appurtenances and restoration.

2. Proposal Format

   a. Sub-contractors must be listed as shown in the proposal package

   b. Alternate No. 1: The City is looking into rerouting the internal plumbing at a few of the houses as detailed in the specifications. See specifications for explanation of unit price.

   c. Division between SRF Eligible and DWRF Eligible is for financing purposes. All road reconstruction items are considered SRF Eligible. Non-Eligible items consist of work for sewer lateral replacement on private property.

3. Schedule – May begin upon issuance of notice to proceed. Note completion dates and time in the Agreement

4. Sanitary Sewer Laterals – Homes on the west side require rerouting the laterals to Westwood from the alley sewer. Care must be taken on limiting disturbance to these residences. Contractor must verify lateral connection location and depth at the house prior to installing the wye in the sewer main. City is obtaining easements from each residence. There is sufficient depth in the road sewer so lateral relocation should not be a problem.

5. Water services – Full service replacement into the houses. City is obtaining easements from each residence.

6. Questions

Q: Is there a last day to ask questions?
A: There is not a final day for questions; however no addendums will be issued within 4 days of the scheduled bid.

Q: What are the requirements for plumbing inspections for water services and sewer laterals on private property?
A: This will be clarified via addendum.

Q: Is there an Engineer's estimate that can be shared?
A: Engineer's estimate for information is $1,100,000.

Prein&Newhof
Engineers ▪ Surveyors ▪ Environmental ▪ Laboratory

Pre-bid Meeting Sign In sheet

Owner: City of Muskegon

Project Title: SRF/DWRF Projects

SRF No.: 5675-01 SRF No.: 7449-01

Date: June 13, 2019 @ 9 A.M. Location: City DPW Building

Attendee	*Company*	*Phone Number (w/area code)*	*E-mail Address*
Mark Robinson	Diversco Construction	616-453-6379	mark@diverscoconst.com
Dirk Hoekstra	Nagel Construction	616-293-0964	hoekstradirk@hotmail.com
Karl Klynstra	Kamminga&Roodvoets	616-949-0800	klynska@kandrinc.com
Tim Bergstrom	Kamminga&Roodvoets	616-949-0800	bergsti@kandrinc.com
David VanderMolen	McCormickSand	231-766-0466	david@mccormicksand.com
Gary Merkey	Jackson-Merkey	231-728-9344	gmerkey@jackson-merkey.com
Scott Drier	Terra Contractors	231-206-5654	scott@teamterra.com
Mike Hannan	City	231-578-6495	Mike.hannan@shorelinecity.com
Bob Williams	Xylem	815-378-3209	bobwilliams@xyleminc.com
Erik Morris	Eng., Inc.	517-887-1100	morrise@engdot.com
Dave Baker	City of Muskegon	231-724-4184	dave.baker@shorelinecity.com
Leo Evans	City of Muskegon	231-724-4184	Leo.evans@shorelinecity.com
Matt Hulst	Prein&Newhof	231-798-01-01	mhulst@preinnewhof.com
Barbara Marczak	Prein&Newhof	231-798-0101	bmarczak@preinnewhof.com
Marc Walker	Milbocker & Sons	269-673-2195	mwalker@milbocker.com
Amber Burden	Hallack Contracting	231-578-1880	amber@hallackcontracting.com
Dan Meredith	Efficiency Production	517-243-4564	d.meredith@arcosa.com

Pre-bid Meeting Sign In sheet

Owner:	City of Muskegon		
Project Title:	SRF/DWRF Projects		
SRF No.:	5675-01	SRF No.:	7449-01
Date:	June 13, 2019 @ 9 A.M.	Location:	City DPW Building

Attendee	*Company*	*Phone Number (w/area code)*	*E-mail Address*
Jim Hamilton	Efficiency Production	517-230-9636	Jim.hamilton@arcosa.com
Max Boose	CL Trucking & Excavating	616-527-9352	mboose@clte.net

Prein&Newhof
Engineers ▪ Surveyors ▪ Environmental ▪ Laboratory

Pre-bid Meeting Sign In sheet

Owner: City of Muskegon

Project Title: SRF/DWRF Projects

SRF No.: 5675-01 SRF No.: 7449-01

Date: June 13, 2019 @ 9 A.M. Location: City DPW Building

Attendee	*Company*	*Phone Number (w/area code)*	*E-mail Address*
Mark Robinson	Diversco Construction	616-453-6379	mark@diverscoconst.com
Dirk Hoekstra	Nagel Construction	616-293-0964	hoekstradirk@hotmail.com
Karl Klynstra	Kamminga&Roodvoets	616-949-0800	klynska@kandrinc.com
Tim Bergstrom	Kamminga&Roodvoets	616-949-0800	bergsti@kandrinc.com
David VanderMolen	McCormickSand	231-766-0466	david@mccormicksand.com
Gary Merkey	Jackson-Merkey	231-728-9344	gmerkey@jackson-merkey.com
Scott Drier	Terra Contractors	231-206-5654	scott@teamterra.com
Mike Hannan	City	231-578-6495	Mike.hannan@shorelinecity.com
Bob Williams	Xylem	815-378-3209	bobwilliams@xyleminc.com
Erik Morris	Eng., Inc.	517-887-1100	morrise@engdot.com
Dave Baker	City of Muskegon	231-724-4184	dave.baker@shorelinecity.com
Leo Evans	City of Muskegon	231-724-4184	Leo.evans@shorelinecity.com
Matt Hulst	Prein&Newhof	231-798-01-01	mhulst@preinnewhof.com
Barbara Marczak	Prein&Newhof	231-798-0101	bmarczak@preinnewhof.com
Marc Walker	Milbocker & Sons	269-673-2195	mwalker@milbocker.com
Amber Burden	Hallack Contracting	231-578-1880	amber@hallackcontracting.com
Dan Meredith	Efficiency Production	517-243-4564	d.meredith@arcosa.com

Pre-bid Meeting Sign In sheet

Owner:	City of Muskegon		
Project Title:	SRF/DWRF Projects		
SRF No.:	5675-01	SRF No.:	7449-01
Date:	June 13, 2019 @ 9 A.M.	Location:	City DPW Building

Attendee	*Company*	*Phone Number (w/area code)*	*E-mail Address*
Jim Hamilton	Efficiency Production	517-230-9636	Jim.hamilton@arcosa.com
Max Boose	CL Trucking & Excavating	616-527-9352	mboose@clte.net

American Iron and Steel Contract Language

The Contractor acknowledges to and for the benefit of the city of _____ ("Purchaser") and the Michigan Department of Environmental Quality (the "State") that it understands the goods and services under this Agreement are being funded with monies made available by the State Revolving Fund and/or the Drinking Water Revolving Fund and such law contains provisions commonly known as "American Iron and Steel (AIS);" that requires all iron and steel products used in the project be produced in the United States ("AIS Requirements") including iron and steel provided by the Contractor pursuant to this Agreement. The Contractor hereby represents and warrants to and for the benefit of the Purchaser and the State that (a) the Contractor has reviewed and understands the AIS Requirements, (b) all iron and steel used in the project will be and/or have been produced in the United States in a manner that complies with the AIS Requirements, unless a waiver of the requirements is approved or the State made the determination in writing that the AIS Requirements do not apply to the project, and (c) the Contractor will provide any further verified information, certification or assurance of compliance with this paragraph, or information necessary to support a waiver of the AIS requirements, as may be requested by the Purchaser. Notwithstanding any other provision of this Agreement, any failure to comply with this paragraph by the Contractor shall permit the Purchaser or State to recover as damages against the Contractor any loss, expense or cost (including without limitation attorney's fees) incurred by the Purchaser or State resulting from any such failure (including without limitation any impairment or loss of funding, whether in whole or in part, from the State or any damages owed to the State by the Purchaser). While the Contractor has no direct contractual privity with the State, as a lender to the Purchaser for the funding of its project, the Purchaser and the Contractor agree that the State is a third-party beneficiary and neither this paragraph (nor any other provision of this Agreement necessary to give this paragraph force or effect) shall be amended or waived without the prior written consent of the State.

Bid Proposal - Unit Prices

Owner:
City of Muskegon

Project Title:
Westwood Sanitary Sewer Replacement, Contract No. 2

Bid Date & Time:
6/27/2019 at 2:00 PM

Project #:
2180552

SRF Project No.
5675-01

DWRF Project No.
7449-01

SRF Eligible

Item No.	Description	Quantity	Unit	Unit Price	Total Amount
1	Mobilization, Max, 10%	1	Lsum		
2	Traffic Control	1	Lsum		
3	Minor Traf Devices	1	Lsum		
4	Tree, Rem, 6 inch to 18 inch	2	Ea		
5	Tree, Rem, 19 inch to 36 inch	1	Ea		
6	Dr Structure, Rem	26	Ea		
7	Sewer Rem, Less than 24 inch	2,200	Ft		
8	Sewer, Abandon	1,080	Ft		
9	Curb and Gutter Rem	3,380	Ft		
10	Pavt, Rem	640	Syd		
11	HMA Surface, Rem	4,910	Syd		
12	Sidewalk, Rem	30	Syd		
13	Erosion Control, Inlet Protection, Fabric Drop	3	Ea		
14	Machine Grading, Modified	18	Sta		
15	Aggregate Base, 8 inch, Modified	4,910	Syd		
16	HMA, 13A	850	Ton		

Item No.	Description	Quantity	Unit	Unit Price	Total Amount
17	Driveway, Nonreinf Conc, 6 inch	640	Syd		
18	Curb and Gutter, Conc. Det F4	3,380	Ft		
19	Sidewalk, Conc, 4 inch	270	Sft		
20	Turf Restoration	20	Sta		
21	Valve Box, Adjust	1	Ea		
22	Sanitary Sewer, 8", Tr Det B	2,039	Ft		
23	Sanitary Sewer, 12", Tr Det B	16	Ft		
24	Sanitary Manhole, 48 inch Dia	10	Ea		
25	Sanitary Drop Manhole, 48 inch Dia	3	Ea		
26	Sanitary Sewer, Wye, 8 inch x 6 inch	28	Ea		
27	Sanitary Lateral, 6 inch, Public	755	Ft		
28	Sanitary Lateral, Connect to Ex.	28	Ea		
29	Sanitary Sewer, Connect to Ex. 8"	2	Ea		
30	Sanitary Sewer, Connect to Ex. 12"	1	Ea		
31	Sanitary Sewer, Connect to Ex. 18"	1	Ea		
32	Sanitary Sewer, Plug, 8 inch	1	Ea		
33	Sanitary Sewer, CCTV	2,055	Ft		
34	Sewer, Cl E, 10 inch, Tr Det B	13	Ft		
35	Sewer, Cl E, 12 inch, Tr Det B	476	Ft		
36	Sewer, Cl E, 15 inch, Tr Det B	760	Ft		
37	Sewer, Connect to Ex. 10"	1	Ea		
38	Sewer, Connect to Ex. 12"	1	Ea		

Item No.	Description	Quantity	Unit	Unit Price	Total Amount
39	Dr Structure, 48 inch dia	16	Ea		
40	Dr Structure Cover, Type B	4	Ea		
41	Dr Structure Cover, Type K	12	Ea		
42	Dr Structure Cover Adj, Case 1	1	Ea		
	SRF Eligible Total:				

DWRF Eligible

43	Water Main, DI, 6 inch, Tr Det G	89	Ft		
44	Water Main, DI, 8 inch, Tr Det G	1,631	Ft		
45	Water Main, Bend, 45 Degree, 8 inch	8	Ea		
46	Water Main, Bend, 11 1/4 Degree, 8 inch	1	Ea		
47	Water Main, Reducer, 8 inch x 6 inch	2	Ea		
48	Water Main, Reducer, 12 inch x 8 inch	1	Ea		
49	Water Main, Sleeve, 6 inch	1	Ea		
50	Water Main, Sleeve, 8 inch	1	Ea		
51	Water Main, Tee, 8 inch x 8 inch x 6 inch	6	Ea		
52	Water Main, Tee, 8 inch x 8 inch x 8 inch	1	Ea		
53	Water Main, Cross, 8-inch x 8-inch x 8-inch x 8-inch	1	Ea		
54	Water Service, Corporation Stop, 1 inch	28	Ea		
55	Water Service, Corporation Stop, 2 inch	1	Ea		
56	Water Service, Curb Stop and Box, 1 inch	27	Ea		
57	Water Service, 1 inch	3,035	Ft		
58	Water Service, 2 inch	35	Ft		
59	Hydrant, Rem	4	Ea		

Item No.	Description	Quantity	Unit	Unit Price	Total Amount
60	Hydrant	6	Ea		
61	Water Main, Abandon	1,965	Ft		
62	Water Main, Rem	60	Ft		
63	Water Main, Valve and Box, 6 inch	6	Ea		
64	Water Main, Valve and Box, 8 inch	4	Ea		
65	Water Main, Cap, 8 inch	2	Ea		
66	Water Service Restoration, Private	15	Ea		
	DWRF Eligible Total:				

Non-Eligible

67	Sanitary Lateral, 6 inch, Private	1,295	Ft		
68	Sanitary Cleanout	21	Ea		
69	Sanitary Lateral Restoration, Private	14	Ea		
	Non Eligible Total:				
				Total Bid:	

Alternate No. 1

70	Sanitary Lateral, 6 inch, Private	1	Ft		
71	Sanitary Lateral Restoration, Private	1	Ea		

B.M. EL. 610.25
50 FT EAST OF TOP OF BANK TO RUDDIMAN CREEK NORTH RIGHT OF WAY OF GLEN RD. EXTENDED FOUND GEAR SPINDLE SOUTH SIDE POWER POLE (1.0 FT A/GROUND)

B.M. EL. 610.61
OPPOSITE HOUSE 2308 WESTWOOD MINT GREEN VERTICAL 6/20 IN SOUTH ROOT OF 42 INCH OAK (0.0 A/GROUND)

B.M. EL. 613.73
10' N. OF N. EDGE CONCRETE GLEN ROAD & 45' E. OF C/L WICKHAM LARGE MAG PK IN SW ROOT 42 INCH OAK (0.1' A/GROUND)

CONTROL POINT TABLE

POINT No.	NORTHING	EASTING	ELEVATION
305	629365.327	12612136.980	609.75
306	629417.827	12612359.330	611.05
317	629393.078	12612223.800	610.20
318	629430.769	12611920.260	606.35
319	629368.673	12612549.870	612.71
322	629310.221	12612309.190	611.51

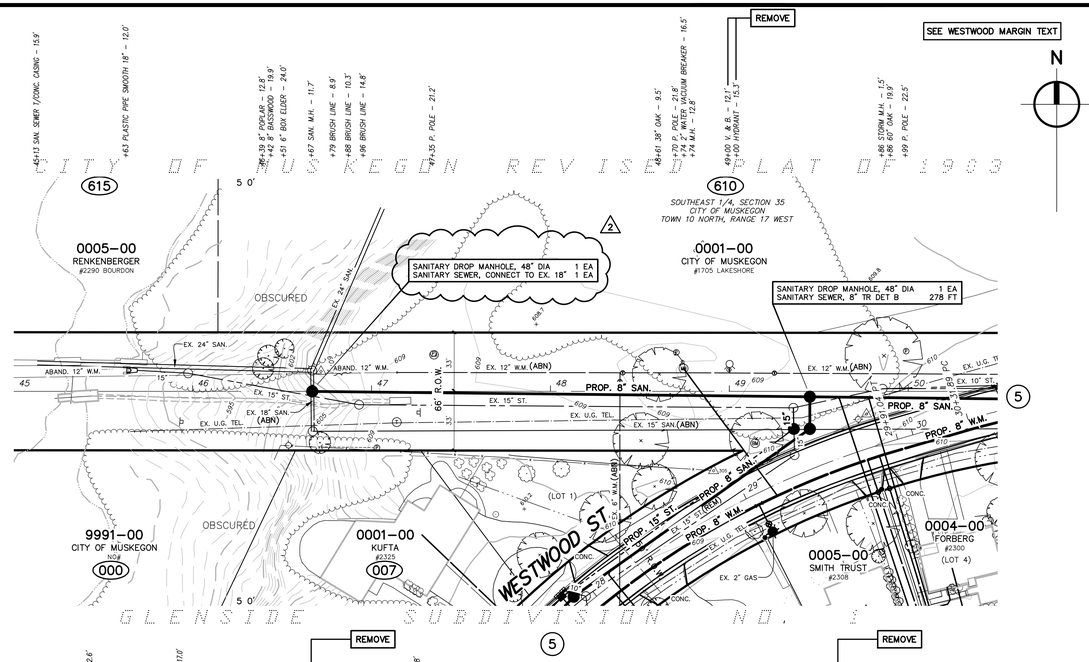

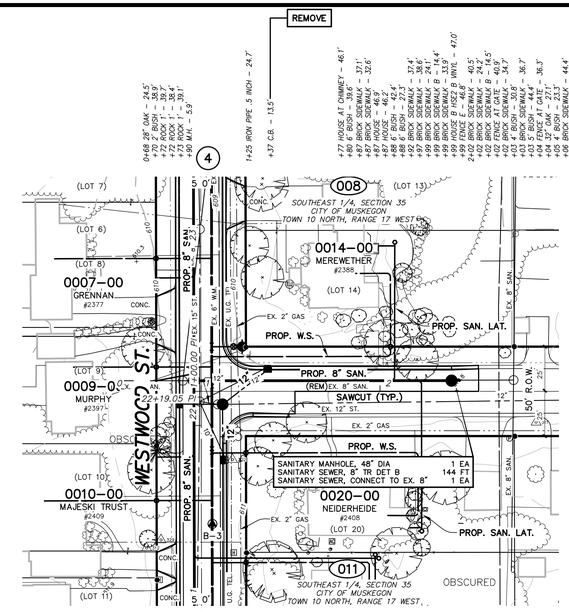

SANITARY SEWER CONSTRUCTION NOTES

1. EXISTING SANITARY SEWER SHALL BE ABANDONED IN PLACE UNLESS IN DIRECT CONFLICT WITH THE PROPOSED IMPROVEMENTS. SEWERS TO BE ABANDONED SHALL BE FILLED WITH FLOWABLE FILL, MANHOLES SHALL BE REMOVED TO 8 FT BELOW FINISH GRADE AND FILLED.
2. ALIGNMENT AND LOCATION OF EXISTING SANITARY SEWER LATERALS ARE FROM AVAILABLE RECORDS. EXACT LOCATION IS UNKNOWN. CONTRACTOR TO FIELD VERIFY LOCATION OF SANITARY LATERALS PRIOR TO INSTALLATION OF WYES.
3. SANITARY SEWER LATERALS ON THE WEST SIDE OF WESTWOOD SHALL BE REPLACED TO THE PROPERTY LINE AND CONNECTED TO THE EXISTING LATERAL. SANITARY SEWER LATERALS ON THE EAST SIDE SHALL BE REPLACED TO THE LATERAL NEAR THE HOUSE. FINAL ALIGNMENT OF LATERAL TO BE VERIFIED IN THE FIELD.
4. CONTRACTOR TO COORDINATE w/RESIDENTS ON THE EAST SIDE OF WESTWOOD FOR DETERMINING LOCATION OF CONNECTION TO EXISTING LATERALS. SEWER SERVICE IS CURRENTLY FROM THE SANITARY SEWER IN THE ALLEY. PRIOR TO INSTALLATION, CONTRACTOR SHALL VERIFY CONNECTION LOCATION AND DEPTH IN THE PRESENCE OF THE PROPERTY OWNER AND ENGINEER.

WATER SERVICE CONSTRUCTION NOTES

1. WATER SERVICES SHOWN ON THE PLANS ARE LOCATED BASED ON RECORDS, ACTUAL LOCATION MAY BE DIFFERENT THAN SHOWN. ALIGNMENT OF EXISTING WATER SERVICES FROM THE CURB STOP BOX TO THE HOUSE IS UNKNOWN AND MUST BE VERIFIED BY THE CONTRACTOR PRIOR TO REPLACEMENT.
2. WATER SERVICES ARE TO BE REPLACED TO THE WATER METER IF THE METER IS LOCATED INSIDE THE RESIDENCE UNLESS NOTED OTHERWISE. WATER SERVICES TO BE REPLACED TO 18 INCHES INSIDE THE RESIDENCES IF THE METER IS LOCATED OUTSIDE. LOCATION OF ENTRY INTO THE RESIDENCE, AND PLUMBING REQUIRED TO CONNECT TO THE EXISTING METER SHALL BE APPROVED BY THE HOME OWNER AND ENGINEER PRIOR TO INSTALLATION. A NEW CURB STOP SHALL BE INSTALLED AT THE PROPERTY LINE. IT IS THE RESPONSIBILITY OF THE CONTRACTOR TO COORDINATE AND COMMUNICATE WITH THE PROPERTY OWNER AND RESIDENT ENTRY INTO THE RESIDENCE.
3. IF A METER PIT IS OUTSIDE THE RESIDENCE THEN THE METER PIT MUST BE REPLACED AT THE SAME LOCATION.
4. CONTRACTOR TO COORDINATE WITH THE CITY FOR METER REMOVAL AND REINSTALLATION.

GLEN AVENUE
(66' RIGHT OF WAY WIDTH UNIMPROVED)

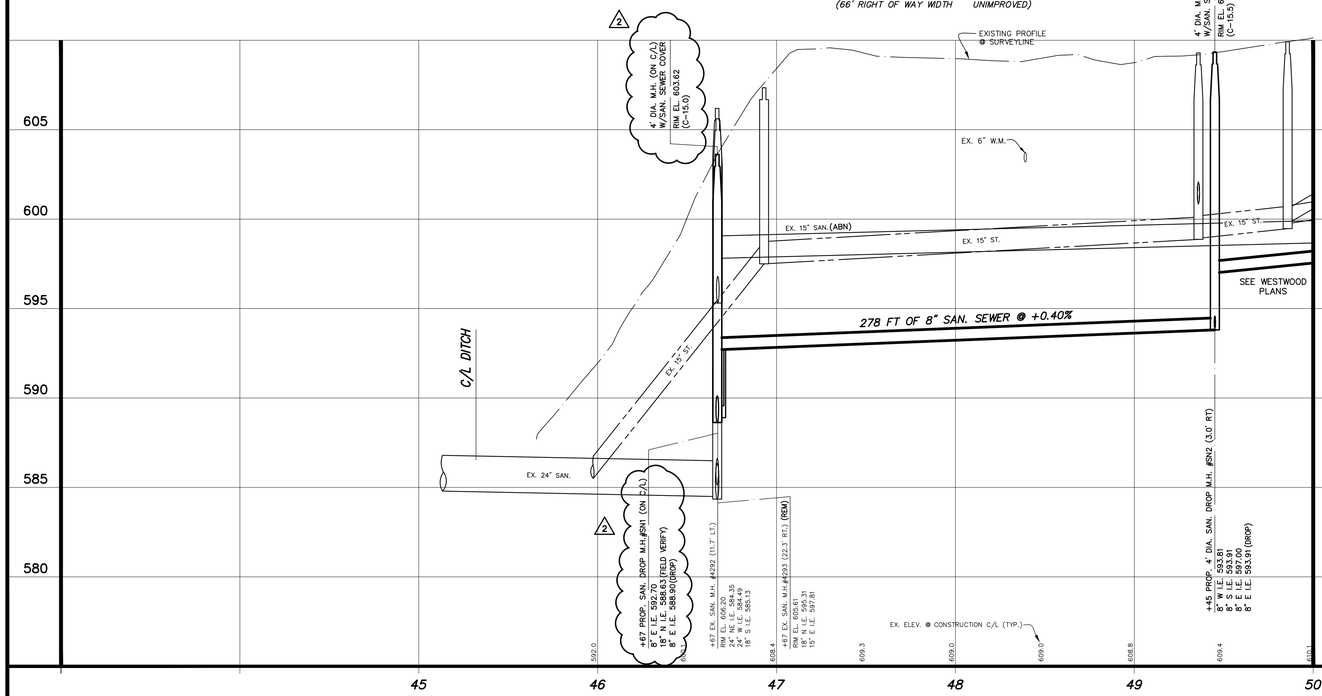

LEXINGTON AVENUE
(50' RIGHT OF WAY WIDTH 24' ASPH. W/24' CONC. CURB & GUTTER)

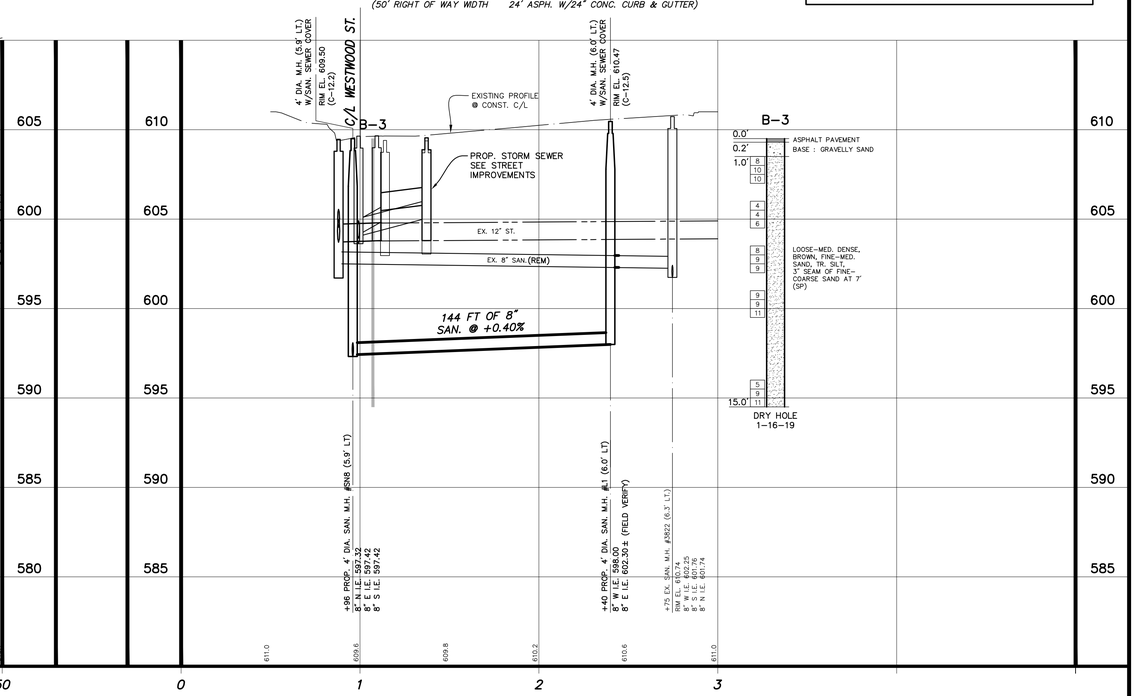

AIR-LAND SURVEYS

Know what's below. Call before you dig.

UTILITY LOCATIONS ARE DERIVED FROM ACTUAL MEASUREMENTS OR AVAILABLE RECORDS. THEY SHOULD NOT BE INTERPRETED TO BE EXACT LOCATIONS NOR SHOULD IT BE ASSUMED THAT THEY ARE THE ONLY UTILITIES IN THIS AREA.

PROJECT DATUM INFORMATION

COORDINATE SYSTEM :	STATE PLANE GRID
ZONE :	MICHIGAN SOUTH 2113
ELLIPSOID :	GRS 80
HORIZONTAL DATUM :	NAD 83 (2011)
VERTICAL DATUM :	NAVD 88
GEOID :	GEOID 12
UNITS :	INTERNATIONAL FEET

PROJECT COMBINED SCALE FACTOR (PCSF) = GROUND DISTANCE ÷ GRID DISTANCE/PCSF

SCALES : 1" = 40' HORZ. (CONTOURS AT ONE FOOT INTERVALS)
1" = 4' VERT.

NO.	REVISIONS	BY	DATE
1	ISSUED FOR BIDS	T.A.D.	5/19
2	ADDENDUM NO. 3	T.A.D.	6/19

DRAWN STAFF
DATE JAN. '19
CHECKED T.A.D.
DATE MAY '19

Prein&Newhof
Engineers•Surveyors•Environmental•Laboratory

CITY OF MUSKEGON
MUSKEGON COUNTY, MICHIGAN
WASTEWATER SYSTEM IMPROVEMENTS
CONTRACT No. 2
GLEN AVE. – LEXINGTON AVE.

PROJECT NO. 2180552
SHEET NO. 6 OF 10

T:\CIVIL3D PROJECTS\2018\2180552_MUSKEGON_GLENSIDE SANITARY SEWER REPLACEMENT PHASE 1\4_PROD\2180552_PLPR_SSWR_GLEN-LEXINGTON.DWG – JPRUIS – Jun. 14 2019 – 02:53pm – PreinNewhof